

CONTACTS

Plumen  
Sustainable Bankside  
105 Sumner Street  
London SE1 9HZ  
United Kingdom

Plumen.com

sales@plumen.com  
orders@plumen.com


+44 (0)207 650 7882



PLUMEN  
DESIGNER LOW ENERGY LIGHTING

---

INTRODUCTION		04
<hr/>		
AWARDS & RECOGNITION		06
<hr/>		
BULBS		
	001	08
	002	10
	003	12
	WattNott	14
<hr/>		
SPECIFICATIONS		
	WattNott	16
	001, 002, 003	18
	Shades & Pendants	19
	Chandeliers	20
	Accessories	21
<hr/>		
3D PRINTED SHADES		22



Detail of Plumen 003 LED Bulb

## **HOW MANY LIGHTBULBS DOES IT TAKE TO CHANGE PEOPLE?**


We believe that by creating beautiful, efficient light bulbs, we will inspire the world to switch to sustainable lighting. On the outside our designs are pretty, playful and provocative. On the inside, our rigorous engineering team has given our bulbs long lifespans – at least 10 times longer than an incandescent bulb while using at most, 20% of the energy. We're proud to say you can have it all.

We call it #GoodDesignForGood and we hope to inspire you to explore new efficient technologies that don't compromise on style or beauty. We also like to think of our products as a blank canvas for your creativity. That's why our range is completely modular, allowing you to create endless possibilities of looks that reflect different styles and spaces.

**RECOGNITION**



**AWARDS & PRESS FEATURES**



# 001

## PLUMEN 001

CFL LIGHT BULB  
ORIGINAL + BABY

The Original Plumen 001 is the world's first designer low energy light bulb. The multi-award winning design looks different from each angle while remaining balanced, creating interesting patterns from repeating shapes when displayed in series. The Original 001 is a bulb to take pride of place, not be hidden away.

The Baby 001 has the same unique design as the Original 001 but in a more compact shape, making it perfect for smaller fixtures and fittings.

Both designs use 80% less energy and last 8 times longer than a traditional incandescent bulb. The 001 is a non-dimmable, bright, white light, ideal for spaces that need task lighting such as kitchens and workspaces.

Designed by HULGER and Samuel Wilkinson.



BRIT  
INSURANCE  
DESIGN OF  
THE YEAR 2011  
  
DESIGN  
MUSEUM



## COMPLIMENTARY PRODUCTS



### DROP CAP PENDANT

The Drop Cap Pendant is a tailor-made accessory for Plumen bulbs. The metal cover sits over the lamp holder and the bulb ballast to perfectly frame each of the unique designs.



### DROP TOP SHADE

A mouth-blown glass shade that tames the glare of the bulb while still showing off its award winning curves. The Drop Top Shade softens the brightness of the bulb from the side but allows surfaces below to be fully illuminated.



### DROP HAT SHADE

Perfectly proportioned for Plumen bulbs, this sleek metal disc creates stunning reflections and coloured glows from the bare bulb, adding ambiance to any space. Used in groups, Drop Hat Shades also create a striking architectural gesture.



# 002

## PLUMEN 002 LED LIGHT BULB

The Original Plumen 002 LED is a dimmable accent lamp, setting the tone of a room with its warm atmospheric glow.

Perfect for anyone looking for an alternative to the traditional Edison designs, the 002 LED works beautifully alone, in series or when paired with a pendant, table light or wall sconce.

Like all Plumen bulbs the 002 LED is efficient - using 80% less energy and lasting 10 times longer than a standard incandescent bulb.

Designed by HULGER and Bertrand Clerc.




ELLE  
DECORATION  
BRITISH  
DESIGN  
AWARDS  
2014



Photography Ian Noble Styling Poppy Norton

## COMPLIMENTARY PRODUCTS



### DROP CAP PENDANT

The Drop Cap Pendant is a tailor-made accessory for Plumen bulbs. The metal cover sits over the lamp holder and the bulb ballast to perfectly frame each of the unique designs.



### DROP TOP SHADE

A mouth-blown glass shade that tames the glare of the bulb while still showing off its award winning curves. The Drop Top Shade softens the brightness of the bulb from the side but allows surfaces below to be fully illuminated.



### DROP HAT SHADE

Perfectly proportioned for Plumen bulbs, this sleek metal disc creates stunning reflections and coloured glows from the bare bulb, adding ambiance to any space. Used in groups, Drop Hat Shades also create a striking architectural gesture.



# 003



## PLUMEN 003 LED LIGHT BULB

The Plumen 003 is not just beautiful to look at, it makes you and your surroundings look beautiful too. A hybrid lamp that combines the functional benefits of a spotlight with the warm, flattering omnidirectional glow of an accent light; the 003 is a new format of LED bulb.

It's perfect for hanging over a dining table, bar or bedside cabinet.

The Plumen 003 was designed by HULGER, Claire Norcross and Marie Laure Giroux.



Photography Dean Dorat



## DUAL FUNCTION FILAMENT

The perfect light for bars and restaurants, the 003's warm spotlight illuminates surfaces below, while a super warm candlelight glow softens its surroundings.



# WATT NOTT

## WATTNOTT

FILAMENT LED LIGHT BULB RANGE

WattNott is a collection of classic bulbs with contemporary design, packaging and filament LED technology.

Each design has its own character, available in Warm and Super Warm and each can be dimmed to give you exactly the light you want. The LED filaments are uniquely configured by hand to give superior light distribution. Each bulb features a turquoise tipped ballast and the glass is adorned with the gold WattNott insignia.



## PANTONE DENE B PENDANT

Designed to fit WattNott bulbs, these sleek, matt lacquered Pantone pendants are available in six colours. They're finished with a white Pantone branded ring, and come with a 3 metre fabric covered cable.






**WATTNOTT BULBS**

**WILBUR**

DIMMABLE LED BULB

CLEAR GLASS  
380 Lumen  
25,000 Hours lifetime  
4.4W  
Dimmable  
2700K  
CRI > 85  
Available in E27 Fitting  
PS60



**WILBUR**

DIMMABLE LED BULB

GOLD TINTED GLASS  
310 Lumen  
25,000 Hours lifetime  
4.4W  
Dimmable  
2000K  
CRI > 85  
Available in E27 Fitting  
PS60



**WINNIE**

DIMMABLE LED BULB


CLEAR GLASS  
370 Lumen  
25,000 Hours lifetime  
4.1W  
Dimmable  
2700K  
CRI > 85  
Available in E14 Fitting  
B35



**WINNIE**

DIMMABLE LED BULB

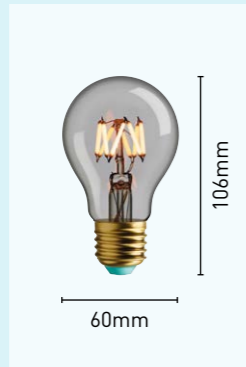
GOLD TINTED GLASS  
250 Lumen  
25,000 Hours lifetime  
4.3W  
Dimmable  
2000K  
CRI > 85  
Available in E14 Fitting  
B35



**WANDA**

DIMMABLE LED BULB

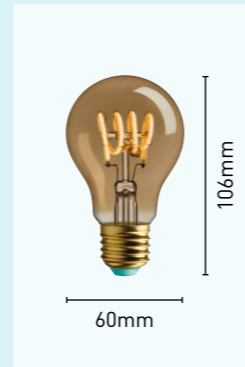
CLEAR GLASS  
360 Lumen  
25,000 Hours lifetime  
4.6W  
Dimmable  
2700K  
CRI > 85  
Available in E27 Fitting  
A60



**WHIRLY WANDA**

DIMMABLE LED BULB

GOLD TINTED GLASS  
140 Lumen  
25,000 Hours lifetime  
4W  
Dimmable  
2000K  
CRI > 90  
Available in E27 Fitting  
A60



**WILMA**

DIMMABLE LED BULB

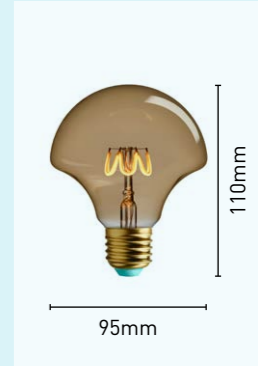
GOLD TINTED GLASS  
300 Lumen  
25,000 Hours lifetime  
4.3W  
Dimmable  
2100K  
CRI > 80  
Available in E27 Fitting  
CG150



**WILLOW**

DIMMABLE LED BULB

GOLD TINTED GLASS  
290 Lumen  
25,000 Hours lifetime  
4.4W  
Dimmable  
2100K  
CRI > 80  
Available in E27 Fitting  
CG95



**WILLIS**

DIMMABLE LED BULB

CLEAR GLASS  
500 Lumen  
25,000 Hours lifetime  
4.3W  
Dimmable  
2700K  
CRI > 85  
Available in E27 Fitting  
ST64



**WILLIS**

DIMMABLE LED BULB

GOLD TINTED GLASS  
315 Lumen  
25,000 Hours lifetime  
4.4W  
Dimmable  
2000K  
CRI > 90  
Available in E27 Fitting  
ST64



**WHIRLY WILLIS**

DIMMABLE LED BULB

CLEAR GLASS  
180 Lumen  
25,000 Hours lifetime  
4W  
Dimmable  
2700K  
CRI > 90  
Available in E27 Fitting  
ST64



**WHIRLY WILLIS**

DIMMABLE LED BULB

GOLD TINTED GLASS  
140 Lumen  
25,000 Hours lifetime  
4W  
Dimmable  
2000K  
CRI > 90  
Available in E27  
ST64



**WHIRLY WYATT**

DIMMABLE LED BULB

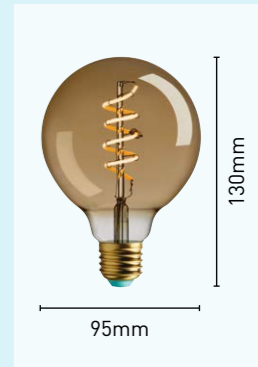
CLEAR GLASS  
180 Lumen  
15,000 Hours lifetime  
4W  
Dimmable  
2700K  
CRI > 90  
Available in E27 Fitting  
G95



**WHIRLY WYATT**

DIMMABLE LED BULB

GOLD TINTED GLASS  
140 Lumen  
15,000 Hours lifetime  
4W  
Dimmable  
2000K  
CRI > 90  
Available in E27 Fitting  
G95



## BULBS

Our Award winning bulbs have been designed as stand-alone pieces of art. The dynamic sculptured forms contrast to the dull regular shapes of existing low energy bulbs, making Plumen bulbs centerpieces, not afterthoughts.

### PLUMEN 001

ORIGINAL CFL LIGHT BULB

820 Lumen  
8,000 Hours lifetime  
15W  
Non-Dimmable  
2700K  
CRI > 80  
Available in E27, B22 or E26  
Available in 230V and 120V  
UL and CE certified



### PLUMEN 001

BABY CFL LIGHT BULB

585 Lumen  
8,000 Hours lifetime  
12W  
Non-Dimmable  
2700K  
CRI > 80  
Available in E27, B22 or E26  
Available in 230V and 120V  
UL and CE certified



### PLUMEN 002

LED LIGHT BULB

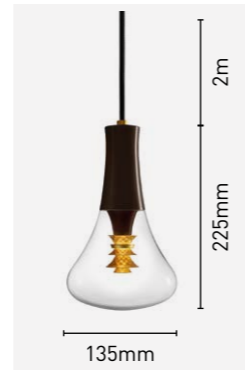
245 Lumen  
10,000 Hours lifetime  
4W  
Dimmable  
2200K  
CRI > 80  
Available in E27, B22 or E26  
Available in 230V and 120V  
UL and CE certified



### PLUMEN 003

LED LIGHT BULB

250 Lumen  
10,000 Hours lifetime  
6.5W  
Dimmable  
2400K  
CRI > 90  
Available in E27 or E26  
Available in 230V and 120V  
UL and CE certified



## SHADES & PENDANTS

We like to think of our bulbs as ingredients - great on their own, but you get the best out of them when they are combined with other accessories. That's why our range is completely modular, allowing you to create endless possibilities of looks that reflect different styles and spaces.

### PLUMEN DROP CAP PENDANT

Along with the ceiling rose, lamp holder and metal cover, the pendant comes with 2m of matching fabric cable, which can be adjusted as required.

- White
- Black
- Copper
- Chrome
- Brushed Brass



### PLUMEN DROP TOP SHADE

To be fitted with a Drop Cap Pendant and designed to be used with the Original 001, Baby 001 or 002 LED bulbs.


- White Shade + White Pendant
- Black Shade + Black Pendant
- Amber Shade + Copper Pendant
- Amber Shade + Black Pendant



### PLUMEN DROP HAT SHADE

To be fitted with a Drop Cap Pendant and designed to be used with the Original 001, Baby 001 or 002 LED bulbs.

- White Shade + White Pendant
- Black Shade + Black Pendant
- Copper Shade + Copper Pendant
- Chrome Shade + Chrome Pendant
- Brushed Brass Shade + Brushed Brass Pendant




## CHANDELIERS

Plumen Chandeliers create beautiful lighting centerpieces. Perfect over a dining table, breakfast bar or hallway, they work equally well in commercial environments, setting the tone for any bar, restaurant, hotel or coffee shop.

They are designed to work with all Plumen bulbs, pendants and shades and come in three or four-way combinations with adjustable cables so you can create a solution for any space.



### DROP CAP PENDANT CHANDELIER

- White
- Black
- Copper
- Brushed Brass



### DROP TOP SHADE CHANDELIER

- White
- Black
- Copper /Amber



### DROP HAT PENDANT CHANDELIER

- White
- Black
- Copper
- Brushed Brass



## ACCESSORIES

Design your own bespoke Plumen light with our accessory range. A huge choice of fabric cable allows you to combine any colour and length of cable with any one of our ceiling roses, lamp holders, shades and Plumen bulbs. Whether it be a single

pendant or a vast chandelier, everything is possible. Our warehouse team can assemble any bespoke lighting solution in advance, so all you need to do is install. Ask our sales team for more information.

### BASE COVERS

- White
- Chrome
- Brushed Brass



### CABLES

Choose from over 50 different colours and finishes of fabric cable. See website for details or contact the team for more information.



### CEILING ROSES

- White
- Black
- Copper
- Chrome
- Brushed Brass



### LAMP HOLDERS

- White
- Black
- Copper
- Chrome
- Brushed Brass



## KAYAN

### 3D PRINTED SHADE

The Kayan lamp shade is the result of an inspired collaboration between Plumen and Italian 3D printing design specialist, Formaliz3d. Using 3D modelling and printing, Kayan is specially designed to fit Plumen bulbs. Its powerful simplicity of soft, sinuous shapes perfectly complements the curved silhouettes of the bulbs. The punctured sides also let the bulb's unique silhouette shine through whilst keeping the full brightness of the light projected onto surfaces below.



## PLUMEN RUCHE

### 3D PRINTED SHADE

Using 3D modelling and printing, Ruche shades are made up of repeating strips that flow from youthful tips to mature, fanned out fins. These fins cut across each other in an impossible configuration that still, to the eye, feel harmonious and natural. Slips of light escape like rays of sun through trees, while the open base allows the brightness of the bulb to fully illuminate the surface below. The shades are printed in a 300 micron layer height that adds a pleasing organic texture.



---

CONTACTS

Plumen  
Sustainable Bankside  
105 Sumner Street  
London SE1 9HZ  
United Kingdom

[Plumen.com](http://Plumen.com)

[sales@plumen.com](mailto:sales@plumen.com)  
[orders@plumen.com](mailto:orders@plumen.com)

+44 (0)207 650 7882

**PLUMEN**  
DESIGNER LOW ENERGY LIGHTING